


Unit 2 Socializing

CONTENTS	A Greetings
	B Introductions
	C Recommending
	D Dating
	E Bar, Clubs and Pubs
	F Ending conversations



A Greetings

1 Warm up

Discuss these questions.

- 1) Have you ever greeted someone important and felt you could have done it better or differently? What would you have done differently?
- 2) Do you think greeting a person is important? Greet someone in your class.

2 Pronunciation

Practice these sentences. Keep in mind that ~f's and ~p's are different, ~b's and ~v's are different, ~th and ~s are different, and ~l's and ~r's are different.

1. Brandon Roy loves feeding very lonely people by baking pies for them.
2. Lauren Lolly pays for lollipops while running along the river run.
3. Bobby Roofer verified the reservation he planned for Friday the 13th.
4. Ricky Robinson freely played basketball for five hours during lunch time.
5. The simple task became very difficult when she started laughing uncontrollably at nothing for no reason yesterday evening.

3 Conversation

Michael Kim is a musician looking for a chance to make it in the music industry. He is meeting with a famous music producer and is greeted by the producer's receptionist.

- A: Hello. Welcome to Dr. Ray's Music Productions. How are you doing today sir?
B: Good, thank you. I have an appointment with Dr. Ray. My name is Michael Kim.
A: Wonderful~! Let me check Mr. Ray's schedule. Okay, Mr. Kim. I will notify Mr. Ray that you have arrived and he will be with you shortly.
B: Thank you.
A: You're very welcome. Is there anything I can get for you while you wait?
B: May I have a glass of cold water. I am absolutely parched from the blistering heat.
A: Sure. I'll get you a glass of water. It is really hot outside. I'm so grateful that I work in an air-conditioned building.
B: That's not the only reason why you're lucky. You work at one of the best production companies on the planet.
A: That's true. There are a lot of people who want to work here.
B: I'm one of them.
A: Well I hope you get the job. Hold on a second and I'll get you your water.

4

Useful Language

Greetings are a very necessary part of communication. They involve people welcoming each other when they meet one and another. One thing to keep in mind is to be polite when greeting another person. Here are some tips on greeting another:

- ~ Before any words are spoken, start your greeting with a nice welcoming smile.
- ~ If standing, hold out your hand. This is an offer to shake hands with the other person.
- ~ Make some small talk about something like the weather and maintain eye contact.

** Practice greeting one another.*

5

Language Review

Subject/ Verb Agreement (time & number)

~In order for a sentence to make sense, the subject of the sentence, usually a noun or pronoun, must agree with the verb.

- ✓ The subject and verb **MUST** agree in **TIME**.
 Ex. - I was talking to him yesterday. **Correct**
 I was talking to him tomorrow. **Incorrect**


- ✓ The subject and verb **MUST** agree in **NUMBERS**.
 Ex. - The birds sing in the morning. **Correct**
 The birds sings in the morning **Incorrect**

** Can you explain why? Discuss.*

Activity

Complete the sentences by filling in the proper form of the verb.

1. Three boys _____(fight) in the street.
2. He _____(love) his girlfriend very much.
3. My girlfriend _____ (cook) for me every night.
4. My mother and father will _____ (meet) us there tonight.
5. The CEO of the company and her secretary _____ (work) very late into the night.
6. I will _____ (speak) to my best friend about this matter right now.
7. Jessica, my girlfriend of five years, always _____(do) her best when she _____(study) for an exam.



6 Role-Play Activities

Student A

B: _____ ?
A: Very good thank you. I am Mr. Yoshi, the CEO of Nakamichi Technologies.
B: _____
A: Yes. I am very excited also. Your company has a very good reputation in my country. I believe you and I have a similar acquaintance. You did work for Mr. Ichiro of Ichiro Inc. He is the one who gave me your contact number. He speaks very highly of your company and your work.
B: _____ ?
A: I hope that you and I will have a similar relationship. I need your help to take my business to the next level. I have faith that you will produce the same results as you did for Mr. Ichiro.
B: _____

Student B

B: Hello my name is Robert Par. I am the vice president of MK Marketing. How was your flight?
A: _____
B: It is a pleasure to meet you Mr. Yoshi. I am honored to have this opportunity to speak with you about the possibility of our companies working together.
A: _____
B: Yes. Mr. Ichiro is a very nice man. I must make sure I send him a fruit basket for the referral. He and I have been doing business for quite some time now.
A: _____ ?
B: I will have it no other way. Please, Mr. Yoshi. Come with me into my office.

Student A

B: _____ ?
A: Very well thanks, but I'm very tired. I just had an 18-hour flight and you know how uncomfortable airplane seats are. Is my suite prepared?
B: _____
A: Great~! I don't like the fact that I'll be sitting with a bunch of smokers, but right now I'm so hungry I can eat next to anything.
B: _____
A: Thank you so much. I will mention to your manager how polite and helpful you were.

Student B

B: _____
A: _____
B: _____
A: _____
B: _____
A: _____

Unit 2 Socializing



B Introductions

1 Warm up

Discuss these questions.

- 1) Are you comfortable introducing yourself to new people? Try and introduce yourself right now.
- 2) Why is making a good self-introduction important?

2 Pronunciation

Ending a word with a consonant (*consonants are non-vowel letters*)

* Oftentimes, non-native speakers pronounce words ending with consonants, with a vowel sound. (ex. good-good-u & break-break-u)

Practice :

~bike ~night ~steak ~stop ~verb ~basket ~food ~talk
~smooth ~trust ~business ~tired ~watch ~computer mouse

3 Conversation

Harry Henderson is an insecure college graduate who is interviewing with a company he's wanted to work for since he was in high school. He has a meeting with the hiring manager for the first time and he is extremely nervous.

A: Mr. Henderson it's nice meeting you.

B: Oh...uh...thank you for giving me a chance to speak with you.

A: No problem. It looks to me that you're a very smart young man. You've gone to a good school and graduated with high honors. Why don't you tell me a bit more about yourself.

B: My name is Harry Henderson and I graduated from Hartford University this past year and I really want to work here.

A: Why do you want to work here?

B: (pause) OK...I have wanted to work here ever since high school. I told all my friends that after I graduated from Hartford, I was going to work here.

A: (pause) OK...What are your weaknesses that you wish to change?

B: That I do not work here.

A: Alright...Well thank you for coming in. We'll call you if we want to hire you.

B: That's it? That was easier than I thought.

A: Mr. Henderson, remember this...a first impression is sometimes a last impression. Have a nice day.

* Did it go well for Harry? What did he do wrong? What could Harry have done better?

4 Useful Language

Introductions usually occur when two people meet for the first time. Introductions include explaining general information about yourself. They set the tone for future interactions. Here are some important tips on making a good introduction.

1. Remember that you only have one chance to make a first impression so **be prepared**. *Failing to prepare is preparing to fail.*
2. Take time to **practice your self-introduction**. (What are you going to say?)
3. Rehearse in front of a mirror or with a friend and ask for tips on making it better. Friends who are not afraid to tell you the truth are the best judges.
4. Have a basic introduction memorized so you do not get nervous when you introduce yourself.

** Practice introducing yourself with a partner. Try being creative~*

5 Language Review

Subject / Verb ~ sentences starting with *There/Here*:

- ✓ When a sentence begins with *There is/Here is* the subject often appears after the verb in the sentence.
There is a snake in my tent. (subject - tent)
Here are some common mistakes. (subject - mistakes)
- * Keep in mind that the verb **MUST** still agree in **NUMBERS** with the subject.

Also, when a sentence is written as a question, the subject usually follows the verb.


- ✓ The subject and verb **MUST** agree in **NUMBERS**.
Where is the bathroom? (subject - bathroom)
Does Kathy know me? (subject - Kathy)

Activity

Complete the sentences.

1. There _____ (is/are) many things I have to do today.
2. Where _____ (do/does) the members of the Golf Club usually go to relax?
3. _____ (Is/Are) the chemicals in this laboratory safe to eat?
4. There _____ (is/are) one idea I want to share with you.
5. Here _____ (is/are) my sister from Venezuela.
6. Where _____ (was/were) the bowl of soup?

6 Role-Play Activities



Student A

A: Hi. My name is (student A's name) and I am new here. Are you a student here?

B: _____

A: Yes. I just transferred this semester from University of Hawaii. I study biology too.

B: _____

A: Actually, I like it here. It's quiet and calm. I feel like I can concentrate on my studying.

B: _____

A: I believe so. Do you take Biochemistry this semester by any chance? I missed the last class so I'm looking for someone who has class notes.

B: _____

A: That's wonderful. May I borrow your notes?

Student B

A: _____?

B: Yeah. My name is Jennifer. Nice to meet you. My major is biology. Are you a transfer student?

A: _____.

B: Wow. Hawaii sounds wonderful. I have never been there. Indiana might not be as exciting for you then.

A: _____?

B: That's good. You have transferred to the right school then.

A: _____.

B: I can help you with that. Not only I take biochemistry but I took class notes very well from last class.

A: _____.

B: Of course. I actually have it with me. Here you go.

Student A

A: _____

B: _____

A: _____

B: _____

A: _____

B: _____

A: _____

B: _____

Student B

A: _____

B: _____

A: _____

B: _____

A: _____

B: _____

A: _____

B: _____

Unit 2 Socializing



C Recommending

1 Warm up

Discuss these questions.

- 1) Have you ever done something or gone somewhere just because someone you knew recommended it to you? What was it?
- 2) Is there a time when you recommended something to someone? How did you do it?

2 Pronunciation

Words with a strong ~a sound

** Oftentimes, non-native speakers cannot pronounce a strong ~a sound. Because there is no strong ~a, only an ~ae, words are sometimes mispronounced. Here are some examples of words with a strong ~a. Try to over-accentuate.*

Practice :

~gate ~straight ~eight ~matrix ~aim ~shame ~rain
~airplane ~filet ~maintain ~rainy day ~same day in May

3 Conversation

Raymond Floyd is a restaurant critic who dines in the finest restaurants in New York City. He recently went to a restaurant with the best filet mignon he has ever tasted. He called his mother to convince her to try it.

- A:** Hello mother. How are you?
B: Hi Ray~! I'm great~! How's my favorite son doing?
A: You know me mother. I'm doing fantastically well, eating in the finest restaurants and gaining fifteen pounds a week. But enough about me, I'm calling because I think I found the best place in Manhattan for steak.
B: Oh really? Maybe I should take your father. Coincidentally, he has been talking about how I never cook him steak anymore, but you know how I don't trust the meat they sell at the supermarket.
A: I know it all too well. That is why I thought of you and dad while I was eating the most delicious steak I have ever tasted. The cook must be an expert because the meat was so tender and juicy. It makes me hungry just thinking about it. Mother you have to go.
B: OK. If my son the expert says it's the best, it must be very good. I'll talk to your father and check it out. Thanks honey.

4

Useful Tips

People **make recommendations** to each other all the time. Whether it is a restaurant, a good show/movie, or a new book, everyone has made a recommendation to somebody. When making a recommendation, you are more likely to convince someone if you are excited about it yourself. Oftentimes, the English language is full of emotion and certain words are stressed.

For example:

1. You **must** see the **original** Star Wars Trilogy. You **won't** regret it!
2. You **have** to try this pecan pie at least **once** before you croak!
3. I **promise** you, It's the **best** stuff they have in town!
4. If you **don't** try it, you will **regret** it for the **rest** of your **life**!

5

Language Review

Subject/ Verb ~ with Compound Subjects (and / or)


- ✓ When there are two subjects combined by AND, the verb will take on the plural form.
My cat and the neighborhood dog love playing with each other.
 My brother and I usually fight over the big piece of chicken.
Americans and Canadians are so similar, yet they are so different.
- ✓ When there are two subjects combined by OR/NOR, the verb will take on the singular form.
My cat or the neighborhood dog loves going through the garbage every Tuesday.
Michael Jordan or Magic Johnson is the best basketball player ever.
Neither wind nor snow stops the mailman from delivering the mail.

* English beginners often want to use the plural verb with OR/NOR sentences.

Activity

Complete the sentences.

1. Boston and San Francisco _____(be) cities in the United States.
2. Robert or Samuel _____(be) the one who likes to play jokes on people.
3. My sister and my brother _____(like) to play board games.
4. The owner or the manager _____(make) the decisions around here.
5. Cell phones and laptops _____(be) a major part of our lives.
6. Coffee or tea _____(go) well with cake and cookies.
7. Rebecca and Stephanie _____(run) in the park every morning.
8. _____(be) mom and dad coming to Ricky's graduation ceremony?



6 Role-Play Activities

Student A

B: _____ ?
A: Yes I am.
B: _____ ?
A: I have checked in already, thank you. But I was wondering, where can I get a good steak around here?
B: _____ ?
A: That would be great. I'm dying for a really good cut of steak right about now. I have to go up to my room and change, but can you have the directions written up by the time I get back down?
B: _____ .

Student B

B: Good evening sir? Welcome to the Maryland Hotel. Are you a guest of the hotel?
A: _____ .
B: Do you have any bags that I can help you with?
A: _____ ?
B: One of my favorite places to eat steak is Louie's which is actually not far from the hotel. Would you like me to give you directions?
A: _____ ?
B: Sure, no problem!

Student A

B: _____
A: _____
B: _____
A: _____
B: _____
A: _____

Student B

B: Hey Brandon, have you tried that new Thai restaurant on 5th Avenue?
A: _____ ?
B: I tried the Pad Thai and I swear it was the best I have ever tasted in my life. Have you ever tried Pad Thai? If you haven't, you're missing out on life.
A: _____ .
B: I'm not exactly sure how to describe it and I don't know how they prepare and cook it, all I know is that you have to try it. Take your girlfriend there.
A: _____ .

Unit 2 Socializing



D Dating

1 Warm up

Discuss these questions.

- 1) When was the last time you had a date? Talk about it.
- 2) Have you ever had a date with someone who spoke only English? If you spoke better English, would you want to try? Why or why not?

2 Pronunciation

Words with an -er sound.

* When pronouncing the ~er sound, you must feel your tongue curling back in your mouth, and your tongue cannot touch the roof of your mouth.

Practice :

~ brother ~sister ~harbor ~forever ~early ~curly ~furry ~hurry
 ~quarter ~fighter ~worker ~birdie ~performance ~together ~forever

3 Reading Comprehension

ON-LINE DATING TIPS

Tip 1. Be Honest

It's so easy to lie on the internet, and so tempting, but if you really wish to meet the person you are talking to, you must be honest. Don't lie. The lie will haunt you one day, and ruin everything. Be honest. If what you are is not good enough for the person you are talking to, talk to someone else.

Tip 2. Be Interesting.

There is nothing worse than a dull dialog for online dating. You don't have to sit and think up things to be interesting. Ask questions of the other person, and one thing will lead to another. However, it's necessary to be interesting. You must have things in your life that are interesting and that you are interested in. Find those which are common with the person you are talking to, and you will be interesting. It's that easy.

4

Activity

Answer the following questions.

- 1) What does the author mean by “The lie will haunt you?”
- 2) What would be some example of dull dialog?
- 3) Do you have something in your life that is interesting? Describe it?
- 4) Do you have other dating tips you would like to add to the list?
- 5) Many people around the world have gotten married through on-line dating. However, many people are still pessimistic about meeting someone on-line. What do you think? Are you for or against on-line dating?

5

Language Review

Subject/ Verb Agreement (time & number)

~In order for a sentence to make sense, the subject of the sentence, usually a noun or pronoun, must agree with the verb.


<p>✓ The subject and verb MUST agree in TIME. Ex. - I was talking to him yesterday. I was talking to him tomorrow.</p>	<p>Correct Incorrect</p>
<p>✓ The subject and verb MUST agree in NUMBERS. Ex. - The birds sing in the morning. The birds sings in the morning</p>	<p>Correct Incorrect</p>

* Can you explain why? Discuss.

Activity

Make at least 5 sentences with the correct subject and verb agreement.

1. _____
2. _____
3. _____
4. _____
5. _____



6 Role-Play Activities

Student A

B: _____?

A: Yes I do. Nowadays I think users are connected through personal spaces like blogs and personal homepages.

B: _____?

A: Really? But I still think that one of the biggest complaints is that there aren't enough females on the online dating services.

B: _____?

A: Well, maybe I should give it a try.

Student B

B: Do you think online dating has changed in the last 2-3years

A: _____.

B: I read an article the other day that said that there is an increasing number of people globally that are dating on-line.

A: _____?

B: I have to agree with you there. But I think that as services become safer and reputable, more people, including females, will become more accepting of online dating.

A: _____?

Student A

B: Is there anything fun to do around here?

A: _____?

B: I don't know exactly what I want to do, but all I know is that I wanna have some fun tonight.

A: _____?

B: Nah... I did that yesterday. What else can you think of that we both can enjoy?

A: _____?

B: Oooh~! That sounds pretty fun. Tell me how you do that? I don't think I've ever tried that before.

Student B

B: _____

A: _____

B: _____

A: _____

B: _____

A: _____

Unit 2 Socializing



E Bars, clubs and pubs

1 Warm up

Discuss these questions.

- 1) Do you know what “bar hopping” is? Try to guess.
- 2) What is your favorite alcoholic beverage?

2 Pronunciation

Words with an ~er sound followed by a ~th.

* **Remember** pronouncing the ~er sound requires your tongue to curl back in your mouth, and your tongue cannot touch the roof of your mouth. **And** the ~th sound requires your tongue to be in between your teeth.(Unit1B)

Practice :

~ Earth ~birthday ~fourth ~girth ~farther ~further ~worth

3 Reading Comprehension

How to avoid a hang-over:

Drink Water: Always order a cup of water when ordering an alcohol beverage. Water will help re-hydrate your system. The more water you drink, the better solution after the night.

Eat while you drink: Try to eat while you drink if possible. Food will not only help absorb alcohol slowly, but also slow down your drinking.

Order fruit cocktails: Fresh fruit juice will replace the vitamins that you lose from your body while drinking. If you know that you are not a big drinker, try cocktails with simple ingredients such as Rum and Orange Juice or Vodka and Cranberry Juice.

Watch Your Pace: Never drink too fast. Drink as slow as possible. When you feel a little tipsy(meaning when you can tell that the alcohol is starting to change your behavior, thinking, and sight etc.), you should stop drinking alcohol and drink water. If the party goes longer than you expected, order some fruit juice.

4 Activity

Answer the following questions.

- 1) What will happen if you don't drink water while you drink?
- 2) What type of food should we have while drinking?
- 3) What does your body lose when you are drinking? How can you replace them?
- 4) What do you think "watch your pace" means?
- 5) Have you ever had a hangover?
- 6) Do you have any personal remedies for a hangover?

5 Language Review

Adverbs : General


~ An adverb is to a verb what an adjective is to a noun. It describes the action of the sentence and usually ends in *~ly*. Adverbs are modifiers. They are very versatile and can describe adjectives and other adverbs. But let's stick to verbs for now.

- ✓ The adverb can come **before** the verb it describes.
Ex. - The cat **quickly** jumped over the fence.
The ship **slowly** reached the harbor.
- ✓ The adverb can also go **after** the verb.
Ex. - The birds sang **beautifully**.
My son drifted **quietly** to sleep while I read him a book.

Activity

What word does the adverb modify? What part of speech is it?

1. Peter left work **early**. _____
2. I have **always** lived in the United States. _____
3. Donna is an **extremely** ambitious person. _____
4. The **clearly** visible night owl swooped down. _____
5. Bobby does his work very **carelessly**. _____
6. Cinderella's stepsisters treated her **cruelly**. _____
7. **Yesterday** my mother beat my father in pool. _____
8. She left her books **there**. _____



6 Role-Play Activities

Student A

B: _____?

A: Absolutely~! That is why I am here. What do you recommend? I will drink whatever you put in front of me. You're the expert.

B: _____.

A: Mix it up! I'm in a great mood tonight. I might be here for awhile. How long you open till Jack?

B: _____?

A: I just got promoted to a senior management position and I'm celebrating tonight.

B: _____.

A: Take your time. I'm waiting for some of my co-workers to join me.

Student B

B: Good evening sir? Can I get you a drink?

A: _____.

B: If I was to recommend a drink, I would have to recommend a Grey Goose Martini.

A: _____?

B: Actually, the name is Rob, but the bar is open till midnight. Did something good happen tonight? Why are you in such a good mood sir?

A: _____.

B: Congratulations, sir. Your drink is coming right up.

A: _____.

Student A

B: _____?

A: I don't care. Let's just go anywhere as long as there is food and alcohol. It's a Friday night.

B: _____.

A: No~! I've went there last week and the service was terrible. The waitresses were rude and the bartender waters down the cocktails. Let's go somewhere else.

B: _____.

A: That sounds like a great place. Let's go.

Student B

B: _____

A: _____

B: _____

A: _____

B: _____

A: _____

Unit 2 Socializing



F Ending Conversations

1 Warm up

Discuss these questions.

- 1) Have you ever had difficulty ending a conversation?
- 2) What are some ways you end a conversation?

2 Pronunciation

Words with ~br and ~bl

* Oftentimes, non-native speakers have trouble saying words with two or more consonants together like bl and br. Instead of saying brown they say *bu-rown* and instead of saying black, they say *bu-lack* or *bu-rack*.

Practice :

~break ~bring ~bridge ~Brazil ~blow ~blouse ~block ~blue

3 Conversation

Barry is a man from Bridgestone and he just had a meeting with Block & Brock Finance Group. The manager keeps talking about his troubled marriage, and Barry is having trouble ending the conversation and getting to his next appointment.

- A:** Thank you for meeting with me and clearing things up.
- B:** No problem Barry. It was really nice talking to you. I've been having problems at home with my husband. He doesn't really like to talk.
- A:** I'm sorry to hear that. I'd love to talk some more with you, but I have to go to the mall and pick up a gift for my girlfriend. It's our one year anniversary.
- B:** Really? That's so sweet of you Barry. I never would have guessed that you were the romantic thoughtful type. What do you plan on getting her?
- A:** I don't know. Maybe some flowers and a gold necklace.
- B:** I remember when my husband used to buy me gifts for our anniversary and wine and dine me when we were dating. Those were the good old days. Being in love and expressing our feelings. It feels like just yesterday when...
- A:** I'm sorry Maria. Really~. I have to get going. I'm on a really tight schedule. I would be happy to hear all about it the next time I come to your office. Goodbye Maria~.
- B:** Bye Barry. I hope you find the perfect gift for your lucky girlfriend.

4

Useful Tips

When ending a conversation, you want to be very polite. Ending a conversation is just as important as starting a conversation and introducing yourself. An introduction sets the tone of the interaction but an ending sets the tone for future interactions. Here are some good ways of ending a conversation. Remember to keep smiling.

1. I'm running late so I have to go. I'll talk more with you next time.
2. It was very nice meeting you. I hope we meet again in the future.
3. Thank you so much for seeing me. I look forward to meeting with you again.
4. I'm sorry but I really must get going. I have an appointment to get to. I hope you have a wonderful day.
5. Please call me whenever you're nearby. I'd love to see you again.

5

Language Review

Adverbs of Frequency

- ✓ Adverbs of frequency tell us how often something happens. The most common are: *always, usually, normally, regularly, often, frequently, repeatedly, sometimes, occasionally, rarely, seldom, and never*. There are many more but these are most common. They go in order of most frequent(always) to least frequent(never).
- ✓ Sentences with one subject and one verb usually have the adverb of frequency between the subject and the verb.

	Subj.	adverb	verb	predicate
✓ Ex. -	I	never	get	to have any fun.
	Tom	usually	plays	basketball in the park.


- ✓ Sometimes the order can switch.

	Subj.	verb	adverb	predicate
✓ Ex. -	Robert	is	often	late to class
	Anne	isn't	usually	this rude to people.

Activity

Complete the sentences with an adverb of frequency.

1. My girlfriend _____ decides where we eat.
2. On Mondays, I am _____ very sleepy on the way to work.
3. During my birthday I _____ have a birthday cake with candles to blow out.
4. My professor in college was _____ late for class.
5. When the lunch truck comes by my office, I _____ run.



6 Role-Play Activities

Student A

B: _____?

A: I feel so sorry for you. You never get to have any fun with me anymore. Just stay five more minutes.

B: _____?

A: I swear Janet. If you leave me alone in this café then I'm never speaking to you again. I mean it.

B: _____.

A: Fine~. Go ahead and go. Leave me here all alone in this crowded café by myself. I'll just sit here and talk to myself. Go~!

B: _____.

A: Okay. Tell Fred I said, "Hi!"

Student B

B: I better get going home. My husband and kids are waiting for me to cook dinner. My life is so tough.

A: _____.

B: You said that five minutes ago. I'm not a single woman like you anymore. I have my kids and my husband to feed. Sorry.

A: _____.

B: You always say that and call me the next day. I'm really sorry but I have to go. My husband called me five times already.

A: _____.

B: Don't be like that. See you next week. Same time?

Student A

A: Alright...good game Larry. Do you want to play another one?

B: _____?

A: Come on man! You can't be afraid of your wife. Look at me~!

B: _____.

A: My wife understands that I need to spend time outside of the house to be a good father inside the house. I think she actually likes it better when I'm not there.

B: _____.

A: Alright~! You're making a mistake. You can stay a bit longer if you wanted to but I understand because it's your son's birthday. See you later.

B: _____.

Student B

A: _____

B: _____

A: _____

B: _____

A: _____

B: _____

A: _____

B: _____